

iRAP Safety Insights Explorer

Human Impact

Star Ratings

KPIs

Business Case

About

Country

Italy

WHO Region

Tutte

UNICEF Region

Tutte

Road Safety Observatory

Tutte

EU

Tutte

Income Level

Tutte

Age

Tutte

Sex

Tutte

Clear Filters

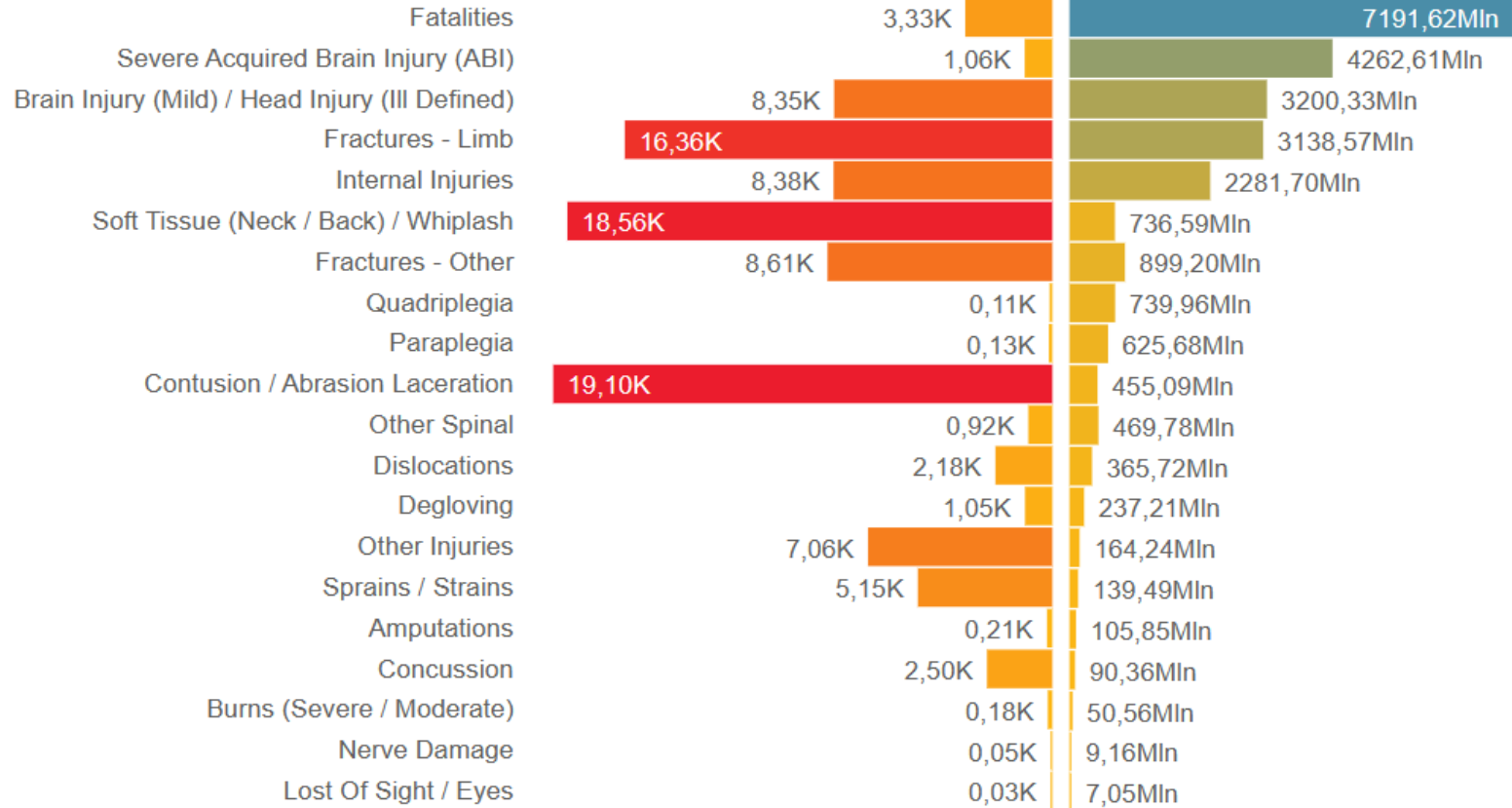
Countries selected

1

- Annual
- Daily

Estimated road crash casualties

Estimated cost (USD)



Total casualties: 103,3K

Total cost (USD): 25,2Mln

T: trillion; bn: billion; M: million; K: thousand



English

iRAP Safety Insights Explorer

Country

Italy

WHO Region

Tutte

UNICEF Region

Tutte

Road Safety Observatory

Tutte

EU

Tutte

Income Level

Tutte

Land Use

Tutte

Area Type

Tutte

Vehicle Flow

Tutte

Carriageway

Tutte

Clear Filters

Length (km)
906,7

Countries
1

Human Impact

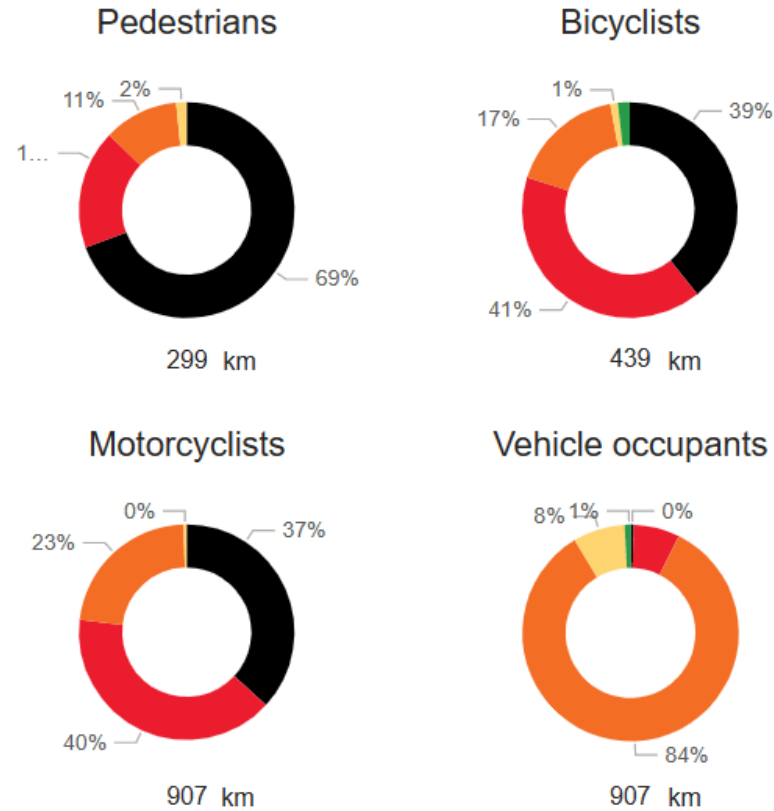
Star Ratings

KPIs

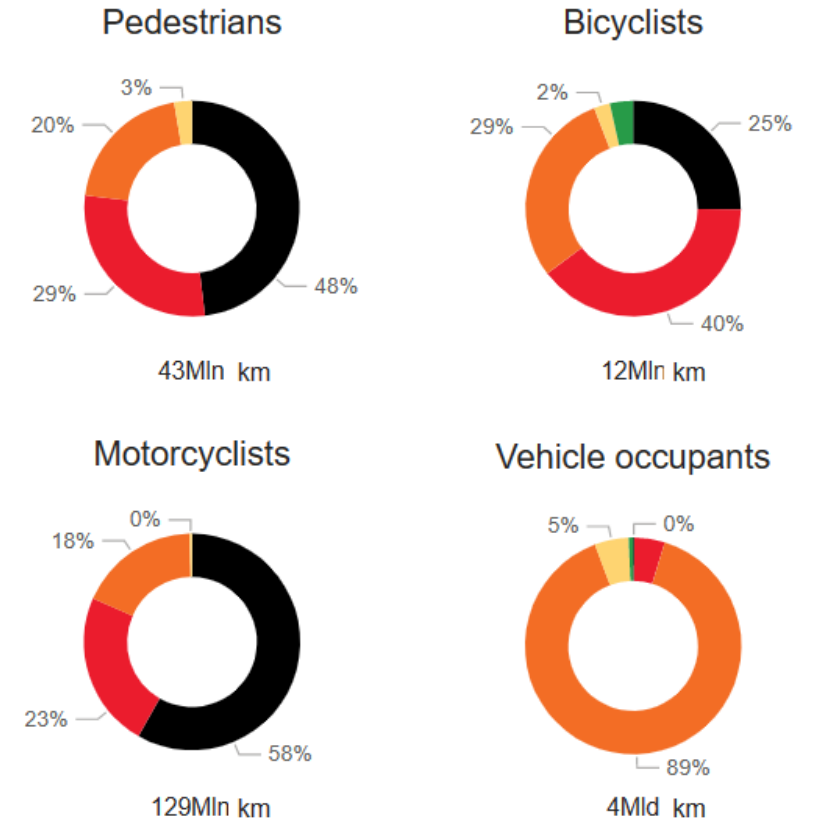
Business Case

About

Star Ratings by road length (km)



Star Ratings by distance travelled (km)



T: trillion; bn: billion; M: million; K: thousand



English

iRAP Safety Insights Explorer

Country

Italy

WHO Region

Tutte

UNICEF Region

Tutte

Road Safety Observatory

Tutte

EU

Tutte

Income Level

Tutte

Land Use

Tutte

Area Type

Tutte

Vehicle Flow

Tutte

Carriageway

Tutte

Clear Filters

Length (km)
906,7

Countries
1

Human Impact

Star Ratings

KPIs

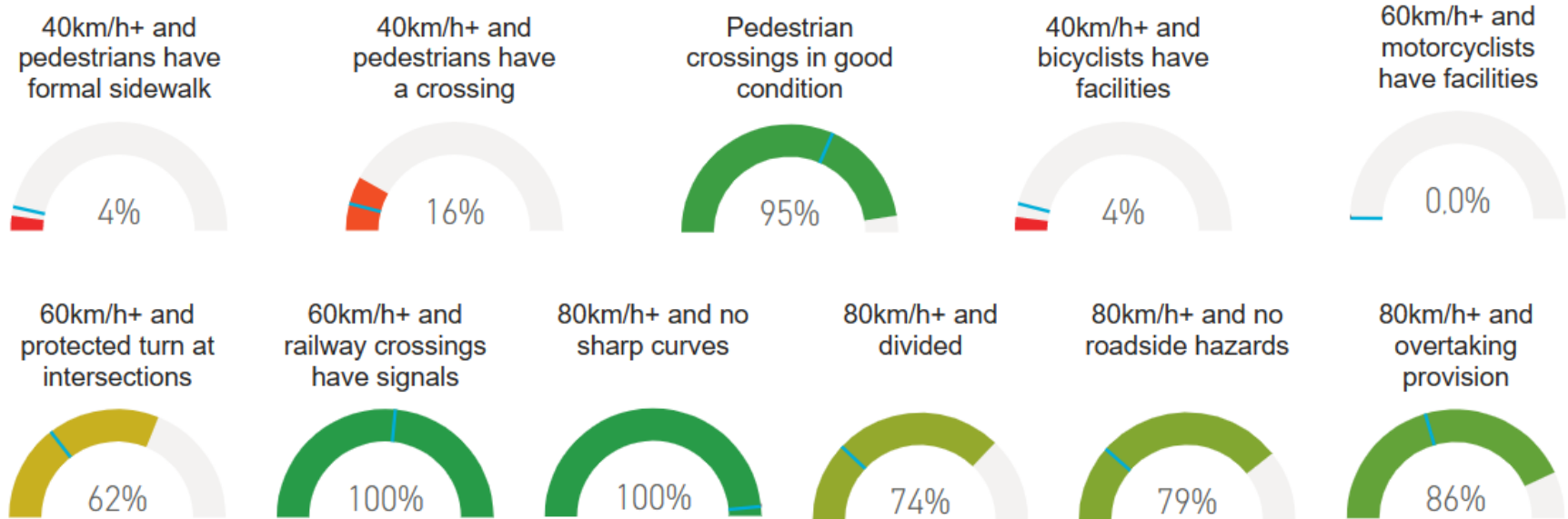
Business Case

About

Road length rated 3-Star or better



Infrastructure safety key performance indicators (KPI)



Global average



English

iRAP Safety Insights Explorer

Human Impact

Star Ratings

KPIs

Business Case

About

Country

Italy

WHO Region

Tutte

UNICEF Region

Tutte

Road Safety Observatory

Tutte

EU

Tutte

Income Level

Tutte

Clear Filters

Countries selected

1

Current situation

Annual fatalities (WHO, 2018)

3.333

Fatalities per 100,000 population

6

Annual fatalities and serious injuries

36.663

Annual cost of fatalities and serious injuries (USD)

25,17Mld

Cost as % of GDP

1,3%

Invest

TARGET
4
2030



Ensure that 75% of travel is on the equivalent of 3-star or better roads for all road users by 2030

Investment (USD)

25,36Mld

Investment as % of GDP

0,11%

Impact

Annual fatalities saved

735

Fatalities and serious injuries prevented over 20 years

161.695

Economic benefit (USD)

84,25Mld

Benefit cost ratio

3,3

T: trillion; bn: billion; M: million; K: thousand



English